



## S500 FT (Functional Tester)

Universal Bench Test Equipment (BTE) for the Mass Transit Industry.

### A consolidated Bench Test Equipment (BTE)

This BTE is the first of its kind in the mass transit industry. The S500 FT is capable of not only testing a mix of PCBs and high- and low-voltage LRUs from multiple vendors, but also automating a wide range of effective testing methods, such as full functional testing and diagnostics of a PCB down to an individual component.

With the ever-changing product mix being developed by car builders and OEMs, the ability to consolidate multiple vendors to a common test platform such as the 500 FT is the new model for functional testing in self-maintained mass transit agencies.

The mass transit industry can realize further savings with a universal, consolidated Bench Test Equipment

(BTE) that is capable of supporting products from multiple manufacturers and technologies, including low-voltage, high-voltage, and electro- mechanical applications.

### Products that can be tested include:

- ATO/ATC.
- Door Operator assemblies.
- HVAC systems.
- Propulsion choppers at high current.
- Single- and multi-phase inverters at full load.
- Low-voltage power supplies at full load.
- High-speed circuit breakers.
- Auxiliary Power Units at 90+ KW.

### KEY BENEFITS

- Turnkey functional solution with full diagnostic test capabilities for safety-critical LRUs with specification-compliant documentation.
- Enables technicians to more effectively test PCBs and LRUs with the 5500 Executive Software, which provides a consistent user interface on all systems.
- Allows OEMs using a multi-functional BTE to test products in house the same way they'll be tested by the end user.
- Eliminates the need to send boards back to a manufacturer or third-party repair facility.







## Self Test

Every S500 test system is accompanied by an extensive self-test package customized to each S500 configuration and provides an in-depth test of the hardware and software.

This gives confidence in the systems functionality. The software can be programmed by the system administrator to:

- Determine the interval between self-test execution.
- Force / allow system operation when the self-test period has expired.



## Test Interfaces

Essential to the reliable operation of the S500 system is the test interface. Using industry standards, the test interfaces are customized to each test application. Whether using high power, digital, RF or pneumatic connections the flexibility of the adapters allow easy and reliable connection to the S500.

## Get Started Today

For additional details, please contact Astronics Test Systems.

12889 Ingenuity Dr.,  
Orlando, FL 32826 USA  
+1.407.381.6062

ATSales@astronics.com

[AstronicsTestSystems.com](http://AstronicsTestSystems.com)



## S500 FT SPECIFICATIONS

### Features

- Industry standard 19-inch rack.
- Industry standard software tools: LabVIEW, LabWindows, TestStand.
- Industrial PC.
- Interface hardware, including an Interface Test Adapter (ITA) and interface cables.
- Test Reporting.

### Capabilities

- Multiple applications on a single system: Digital Application, Analog Application, Boundary Scan, RF.
- Customized testing: High Power, Electromechanical, Control Systems.
- Ease of use: Graphical User Interface, On-screen instructions, Interactive user instructions for all applications.

### Advantages

- Complete functional test solution.
- Go/NoGo testing.
- Diagnostic testing
- Application specific/general purpose.
- Flexible architecture Expandable & Scalable.